
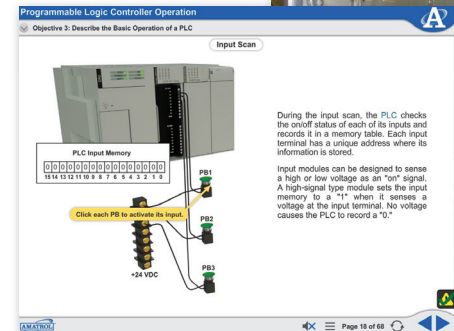



Computer Control 1 Learning System

96-CT1



96-CT1



Technical Data

Complete technical specifications available upon request.

Micro820 Programmable Logic Controller
Mounting Console
CAT 5E Patch Cable
Lead Set
Connected Components Workbench (CCW)
Software

Multimedia Curriculum (MB763)
Instructor's Guide (CB763)
Installation Guide (DB763)
Student Reference Guide (HB763)

Additional Requirements:

Electric Relay Control Learning System (90-EC1A)
or Electrical Control 1 Learning System (96-ECS1)
Computer (Visit www.amatrol.com/support/computer-requirements for details.)

Utilities Required:


Power supplied by 90-EC1A or 96-ECS1

Options:

Computer Control 2 Learning System (96-CT2)

Learn PLC Skills and Practice with Real-World Equipment

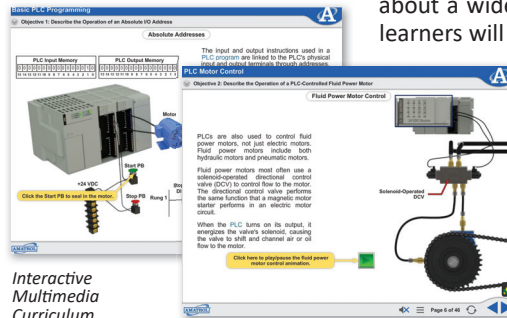
The 96-CT1 teaches learners PLC operation, programming, and event sequencing using real-world equipment like an Allen-Bradley Micro820 PLC with ten inputs and six outputs. The system integrates seamlessly with either the Electric Relay Control Learning System (90-EC1A) or the Electrical Control 1 Learning System (96-ECS1). The combination of these learning systems allows learners to see how manual switches can be replaced by a PLC to create automated sequences by practicing skills like wiring input and output devices to a PLC and designing an actuator and motor sequence PLC program.



96-CT1 Integrated with the 90-EC1A

Engaging, Highly-Interactive Multimedia

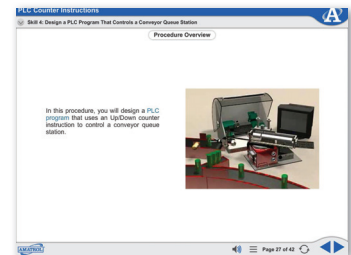
Amatrol's curriculum features a highly-interactive, multimedia format that includes stunning 3D graphics and videos, voiceovers of all text, and interactive quizzes and exercises designed to appeal to learners with different learning styles. The 96-CT1 curriculum teaches learners about a wide variety of PLC topics and skills. For example, learners will study PLC operation, programming, and event sequencing. They will then practice hands-on skills, such as designing a PLC program to jog two motors and creating a continuous cycle clamp and drill sequence PLC program. The combination of theoretical knowledge and hands-on skills solidifies understanding and creates a strong basis for pursuing more advanced skills.




Interactive Multimedia Curriculum

Take Your PLC Knowledge to the Next Level

Users who want to broaden their PLC knowledge can expand their system by adding Computer Control 2 (96-CT2), a multimedia course that covers a variety of advanced PLC topics, including application development, PLC timer instructions, and PLC counter instructions. Learners will also be able to practice hands-on skills, such as designing a PLC program with both Halt and Cycle Stop functions, entering and editing a PLC program that uses a TOF instruction, and designing a PLC program that controls a conveyor queue station.



96-CT2 Multimedia Curriculum



Student Reference Guide

A sample copy of the Computer Control 1 Student Reference Guide is also included with the system for your evaluation. Sourced from the system's curriculum, the Student Reference Guide takes the entire series' technical content contained in the learning objectives and combines them into one perfectly-bound book. Student Reference Guides supplement this course by providing a condensed, inexpensive reference tool that learners will find invaluable once they finish their training, making it the perfect course takeaway.

